



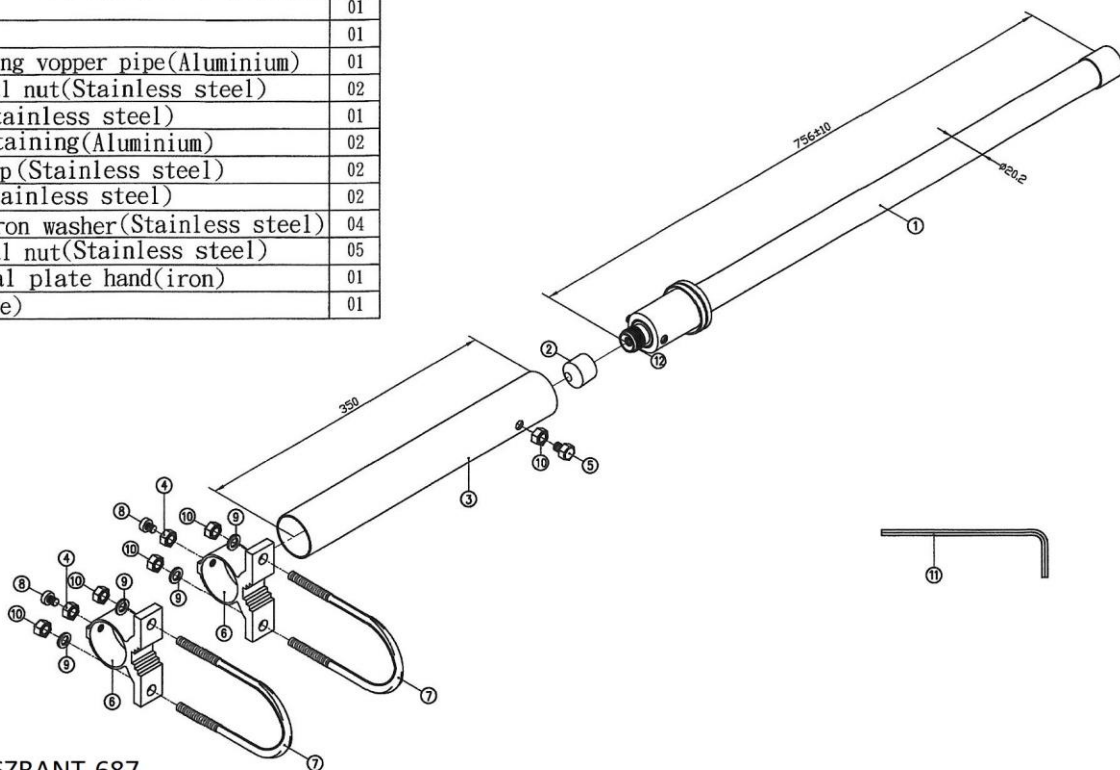
CHINMORE INDUSTRY CO.,LTD

Specification

1. Product Type: 5G Antenna
2. Chinmore's No: EM-YG16ZBANT-687
3. Frequency: 600~6000 MHz
4. VSWR: 2.01
5. Connector: N F

✧RoHS Compliant

NO.	NAME	Q, TY
01	Bady	01
02	Cap	01
03	Connecting vopper pipe(Aluminium)	01
04	Hexagonal nut(Stainless steel)	02
05	Screw(Stainless steel)	01
06	Clip retaining(Aluminium)	02
07	U-Circlip(Stainless steel)	02
08	Screw(Stainless steel)	02
09	Round iron washer(Stainless steel)	04
10	Hexagonal nut(Stainless steel)	05
11	Hexagonal plate hand(iron)	01
12	N (Female)	01

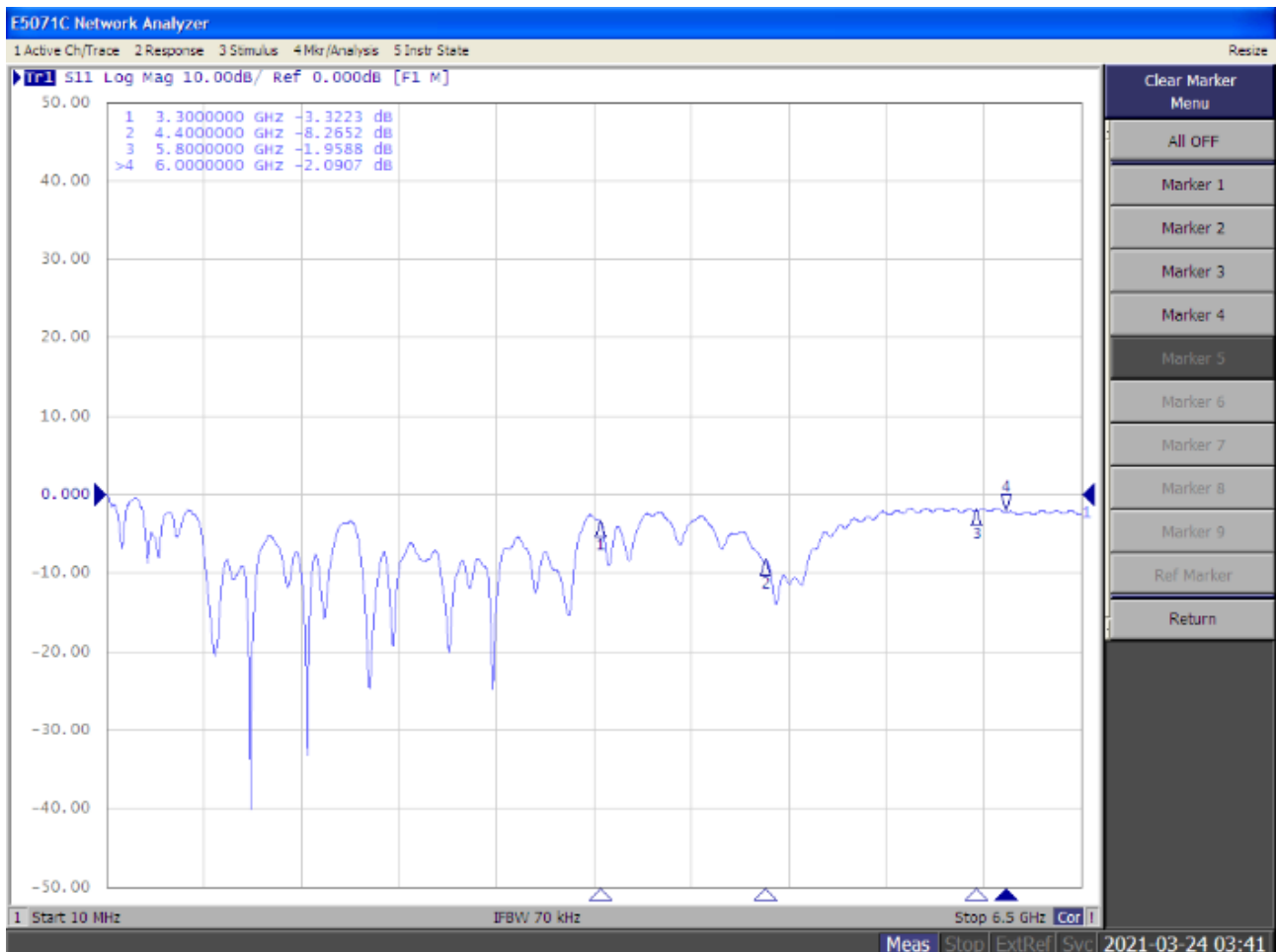
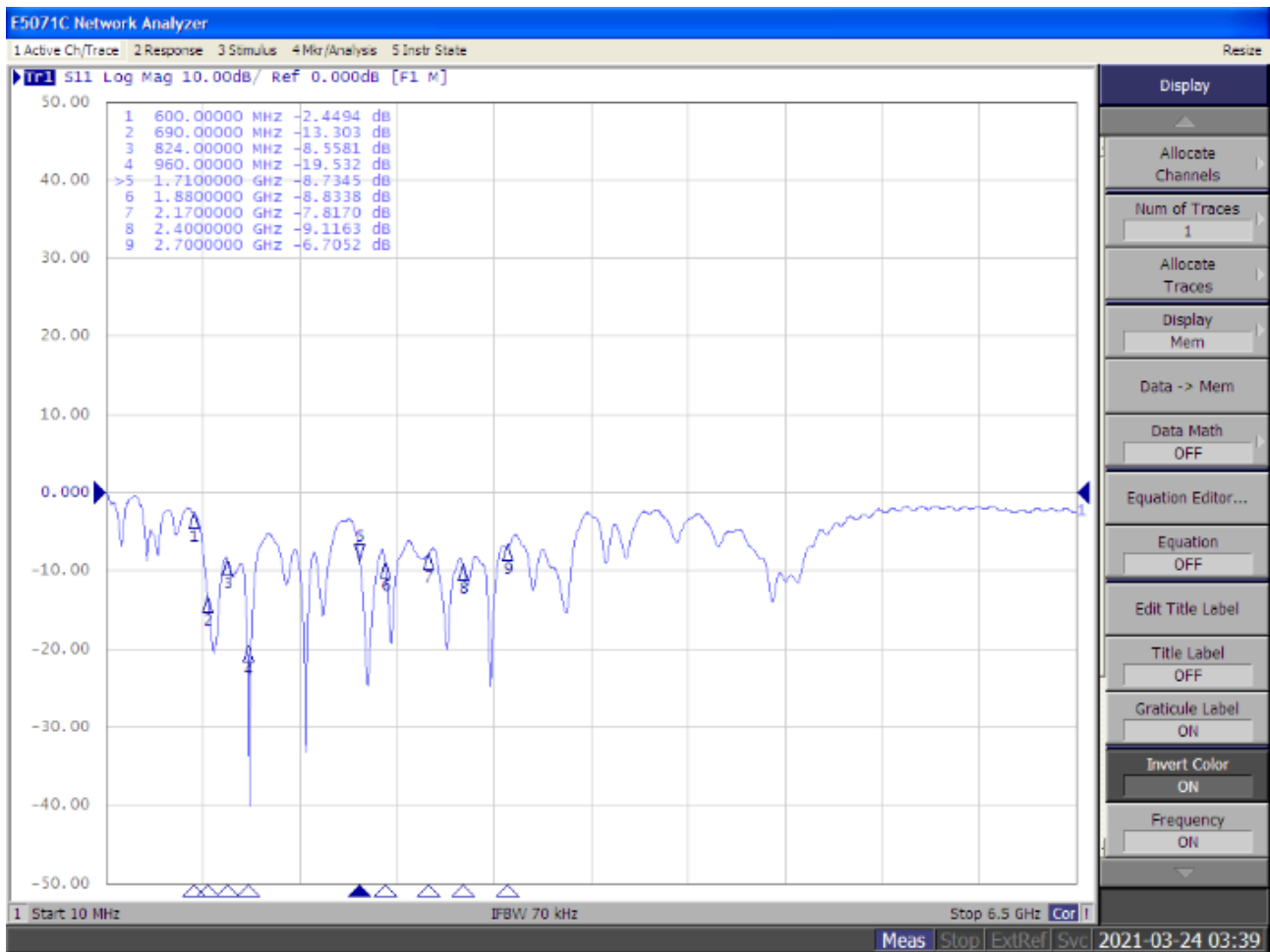


EM-YG16ZBANT-687

 Third angle projection	CUSTOMER'S	MODEL	PARTS NUMBER	FREQUENCY	UNIT	SCALE	DATE	VERSION
				600-6000MHz	M/M		20210319	1
竣茂工業有限公司	TOLERANCE	X. XX±0.15	NAME	PARTS NUMBER	APPROVED	CHECKED	DRAWING	DESIGNED
	SURFACE ROUGHNESS	\sqrt{S}	APPEARANCE	YG-16Z-B				

Frequency (MHz)	Return Loss (dB)	VSWR	Efficiency (%)	GAIN (dB)
600	-2.44	7.13	38.37	0.32
690	-13.30	1.55	46.24	0.72
824	-8.55	2.19	57.81	2.47
960	-19.53	1.23	98.17	6.43
1710	-8.73	2.15	56.75	5.33
1880	-8.83	2.13	68.08	6.45
2170	-7.81	2.37	74.82	5.77
2400	-9.11	2.07	69.66	4.51
2700	-6.70	2.71	61.66	5.12
3300	-3.32	5.29	52.36	8.09
4400	-8.26	2.25	41.3	8.01
5800	-1.95	8.90	39.63	8.86
6000	-2.09	8.34	42.56	8.63

TEST Report (Return Loss & VSWR)

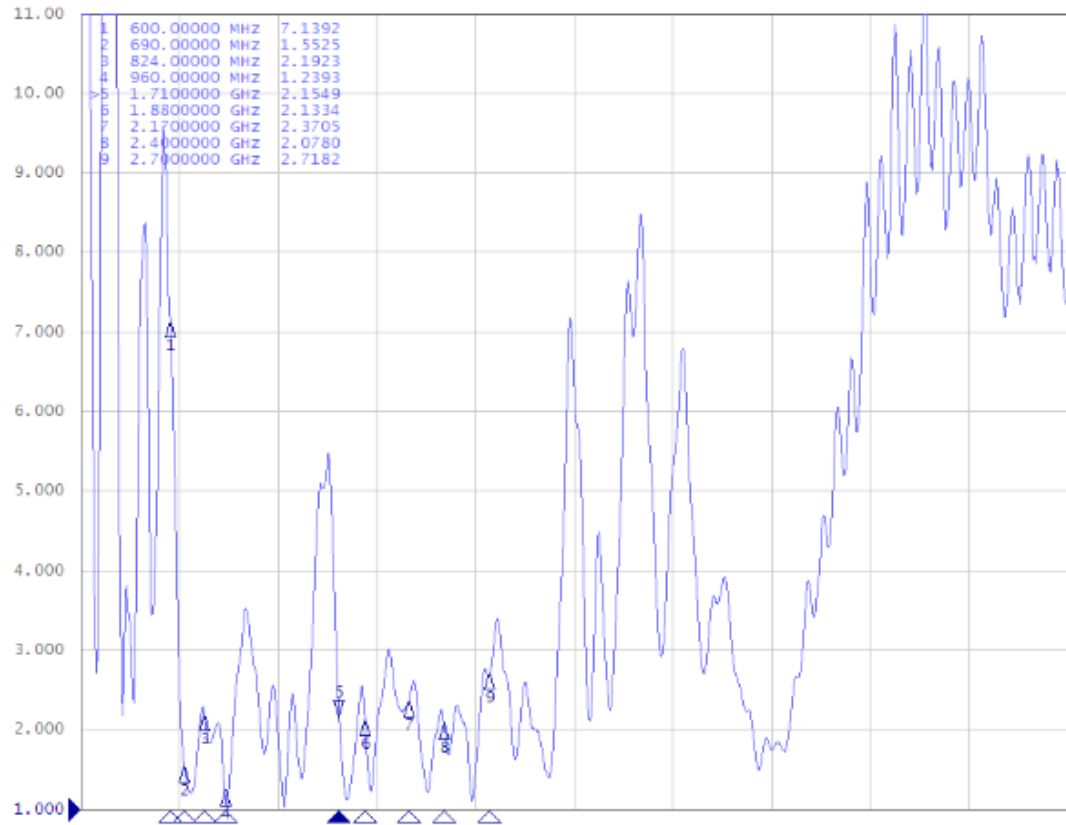


F5071C Network Analyzer

1 Active Ch/Trace 2 Response 3 Stimulus 4 Mkr/Analysis 5 Instr State

Resize

Tr1 S11 SwR 1.000/ Ref 1.000 [F1 M]



I Start 10 MHz IFBW 70 kHz Stop 6.5 GHz Cor

Meas Stop ExtRef Svc 2021-03-24 03:39

Format

SWR

Log Mag

Phase

Group Delay

Smith

Polar

Lin Mag

SWR

Real

Imaginary

Expand Phase

Positive Phase

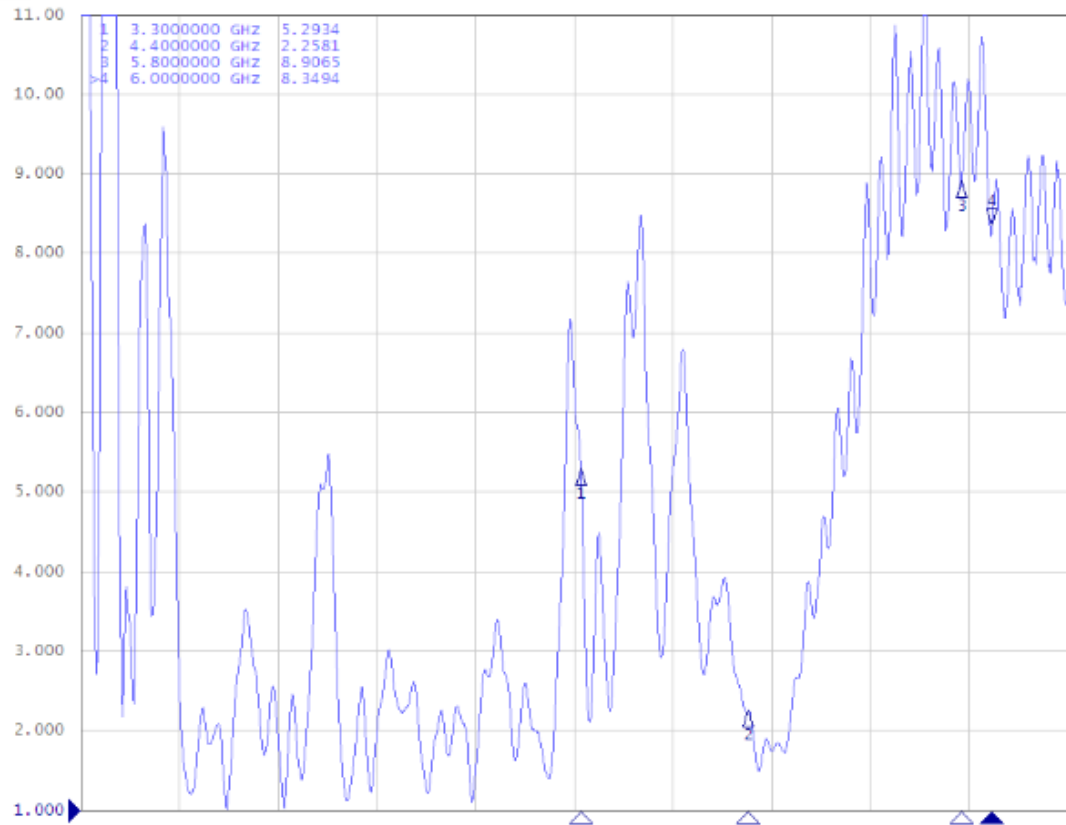
Return

F5071C Network Analyzer

1 Active Ch/Trace 2 Response 3 Stimulus 4 Mkr/Analysis 5 Instr State

Resize

Tr1 S11 SwR 1.000/ Ref 1.000 [F1 M]



I Start 10 MHz IFBW 70 kHz Stop 6.5 GHz Cor

Meas Stop ExtRef Svc 2021-03-24 03:41

Format

SWR

Log Mag

Phase

Group Delay

Smith

Polar

Lin Mag

SWR

Real


Imaginary

Expand Phase

Positive Phase

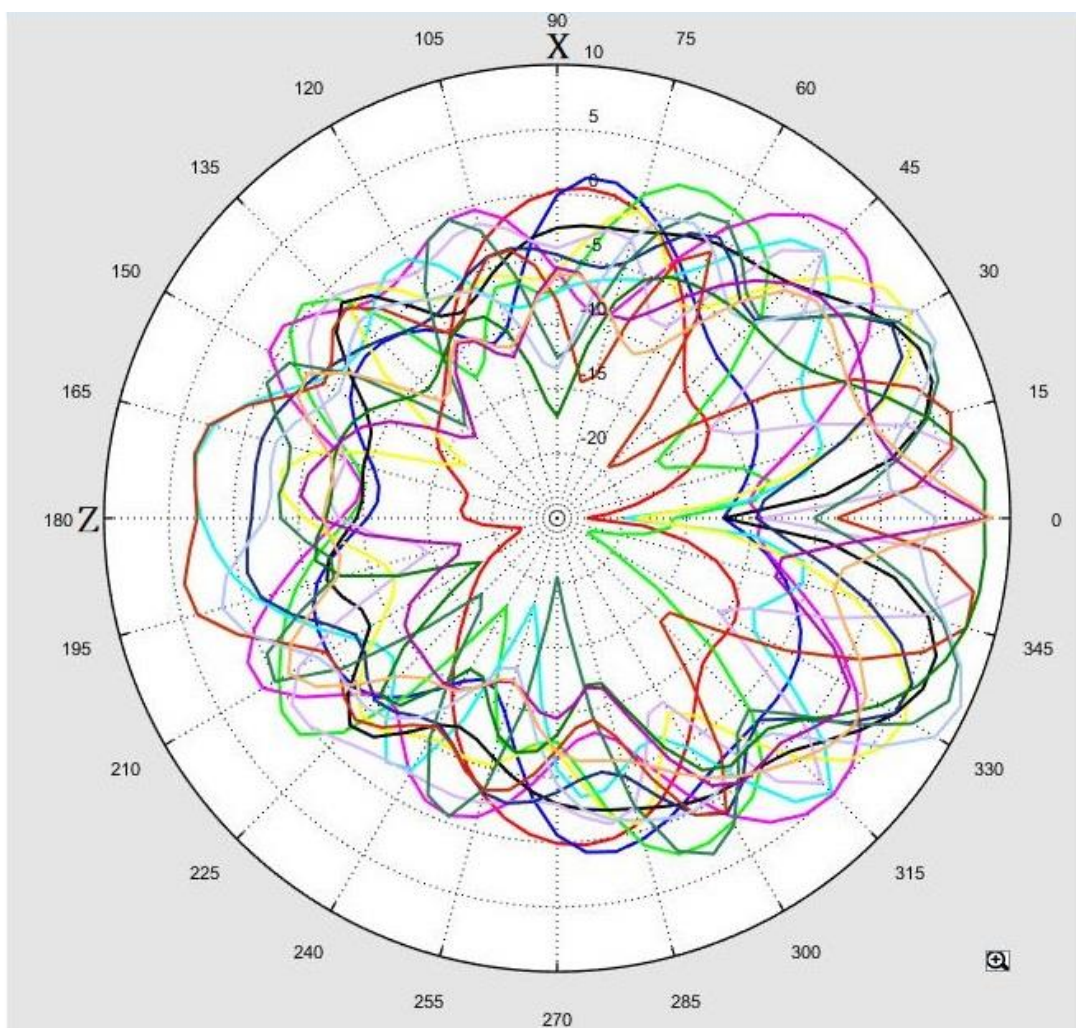
Return

3D Test Photo

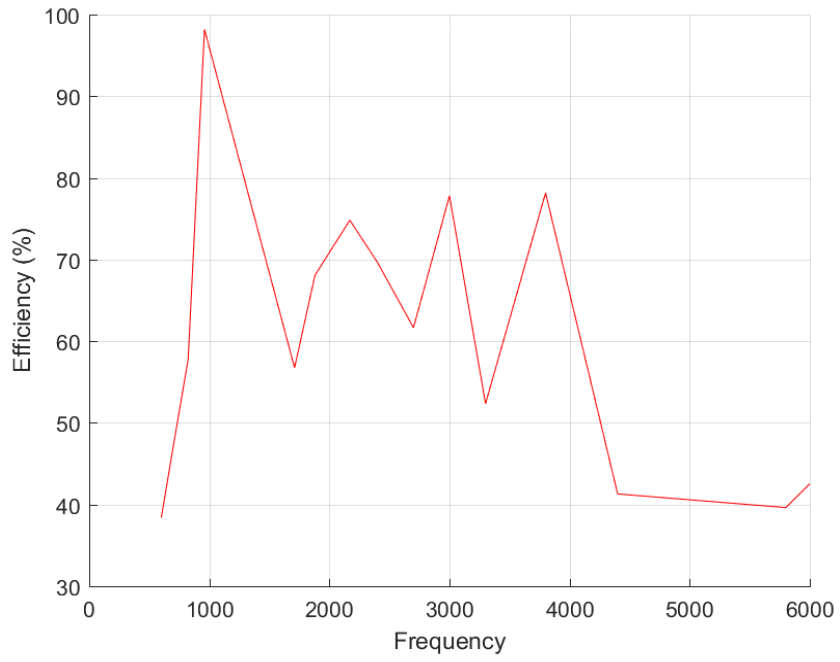


3D Test Data

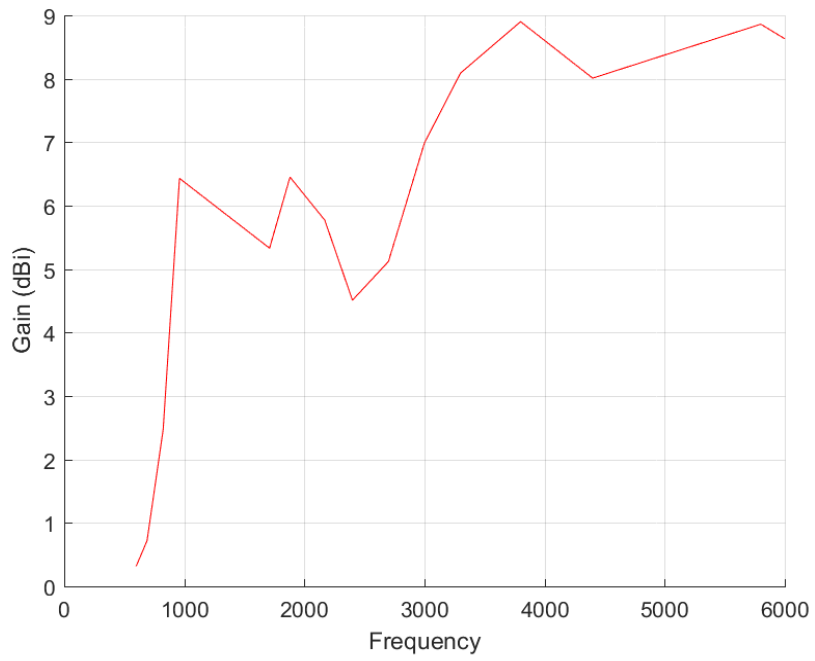
Freq. / Chan.	Color
600MHz	Red
690MHz	Blue
824MHz	Green
960MHz	Magenta
1.71GHz	Cyan
1.88GHz	Yellow
2.17GHz	Black
2.4GHz	Purple
2.7GHz	Dark Blue
3GHz	Teal
3.3GHz	Orange
3.8GHz	Light Blue
4.4GHz	Dark Green
5.8GHz	Pink
6GHz	Brown



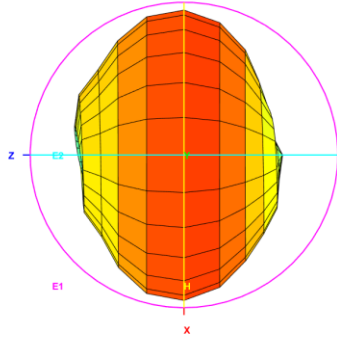
Total_Efficiency (%)



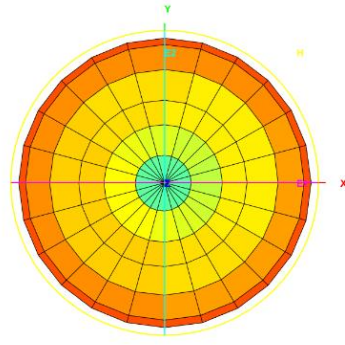
Total_Gain (dBi)



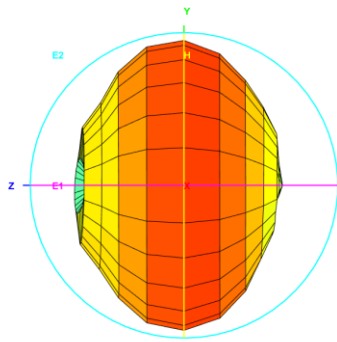
Total_3D_Top View_600MHz



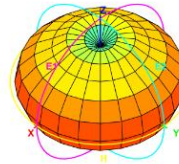
Total_3D_Front View_600MHz



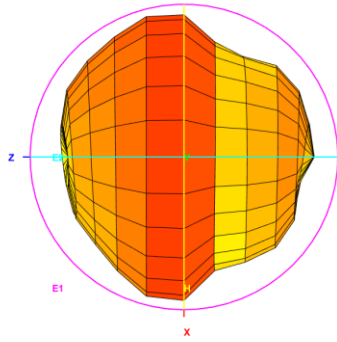
Total_3D_Left View_600MHz



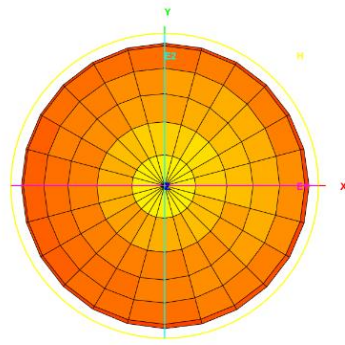
Total_3D_Side View 1_600MHz



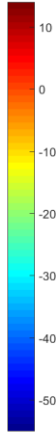
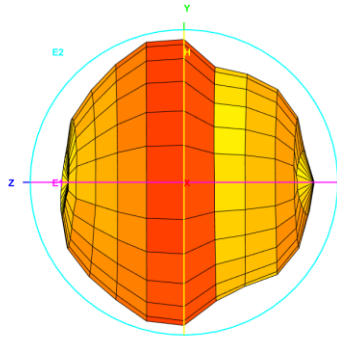
Total_3D_Top View_690MHz




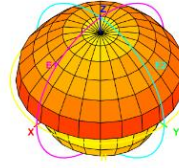
Total_3D_Front View_690MHz



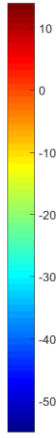
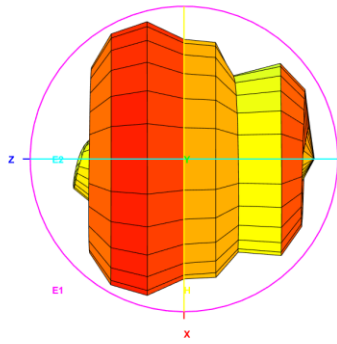
Total_3D_Left View_690MHz




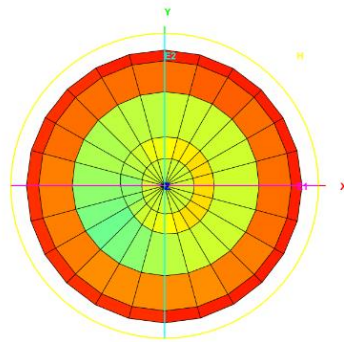
Total_3D_Side View 1_690MHz



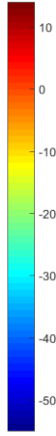
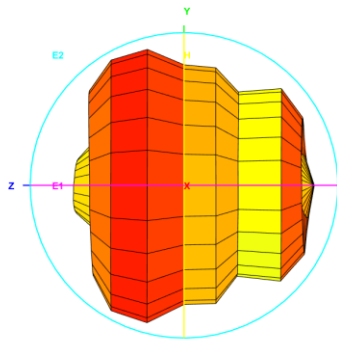
Total_3D_Top View_824MHz




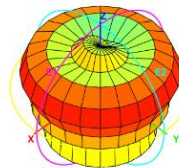
Total_3D_Front View_824MHz



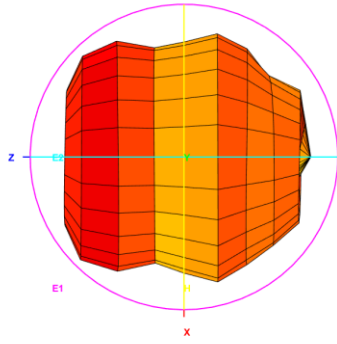
Total_3D_Left View_824MHz




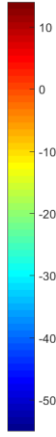
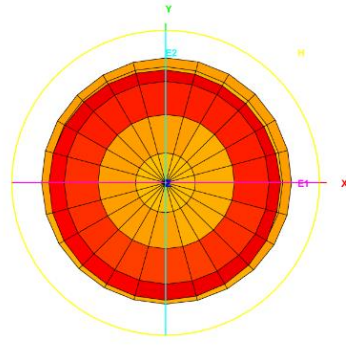
Total_3D_Side View 1_824MHz



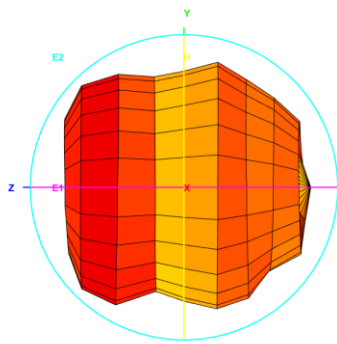
Total_3D_Top View_960MHz




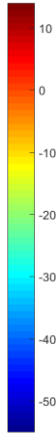
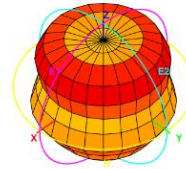
Total_3D_Front View_960MHz



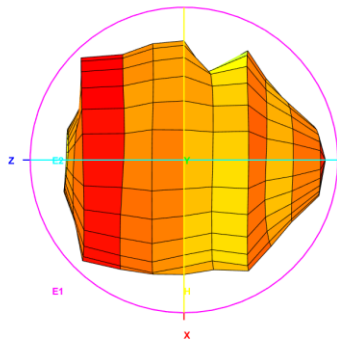
Total_3D_Left View_960MHz




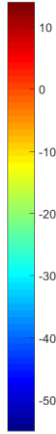
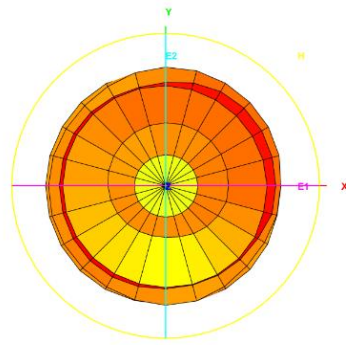
Total_3D_Side View 1_960MHz



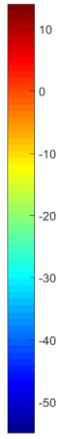
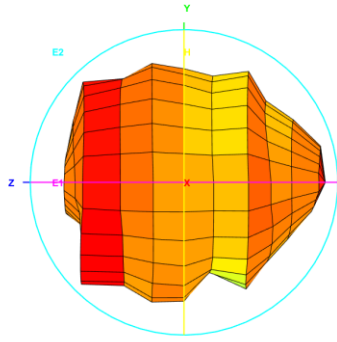
Total_3D_Top View_1.71GHz




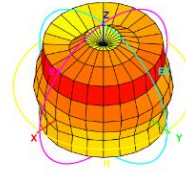
Total_3D_Front View_1.71GHz



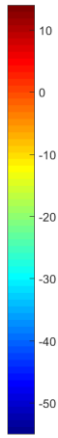
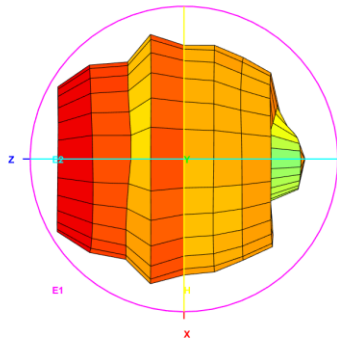
Total_3D_Left View_1.71GHz




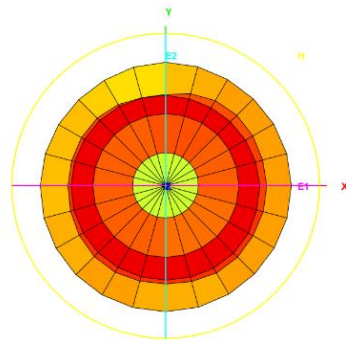
Total_3D_Side View 1_1.71GHz




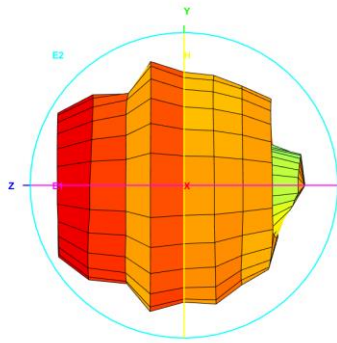
Total_3D_Top View_1.88GHz




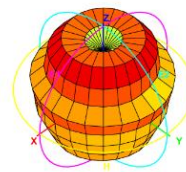
Total_3D_Front View_1.88GHz



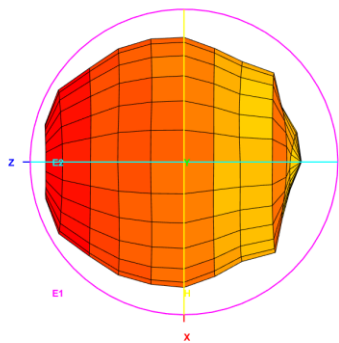
Total_3D_Left View_1.88GHz



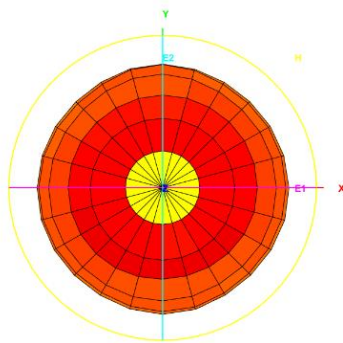
Total_3D_Side View 1_1.88GHz



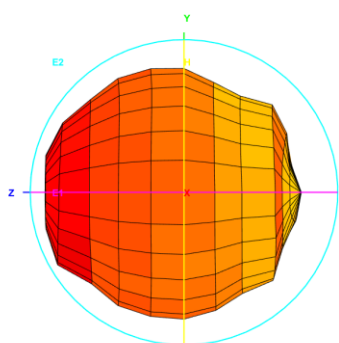
Total_3D_Top View_2.17GHz



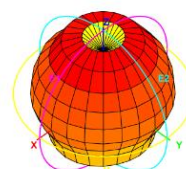
Total_3D_Front View_2.17GHz



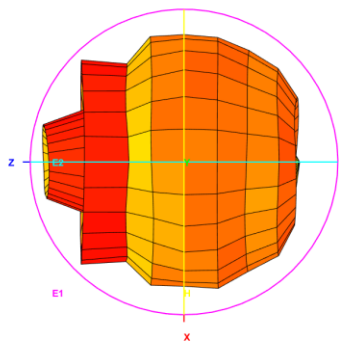
Total_3D_Left View_2.17GHz



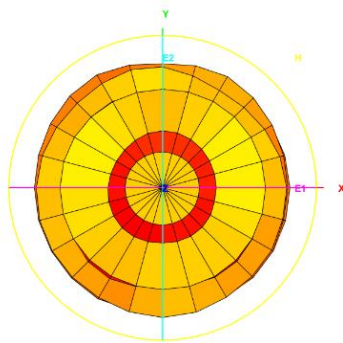
Total_3D_Side View 1_2.17GHz



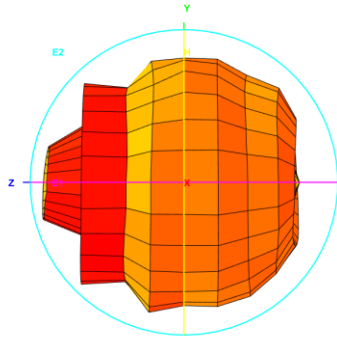
Total_3D_Top View_2.4GHz




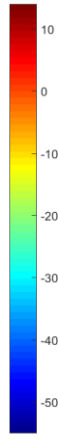
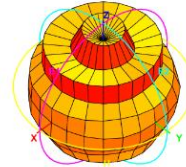
Total_3D_Front View_2.4GHz



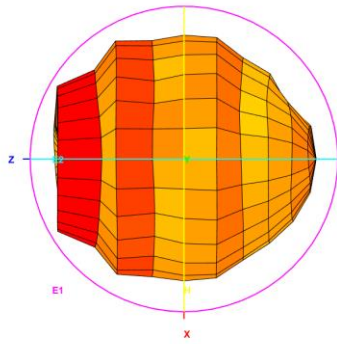
Total_3D_Left View_2.4GHz




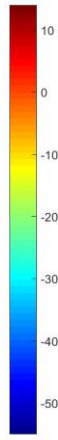
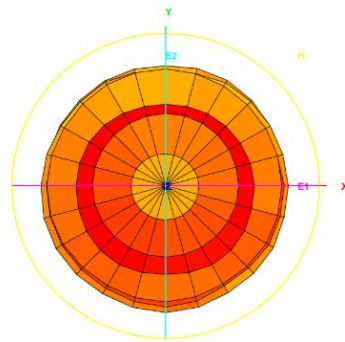
Total_3D_Side View 1_2.4GHz



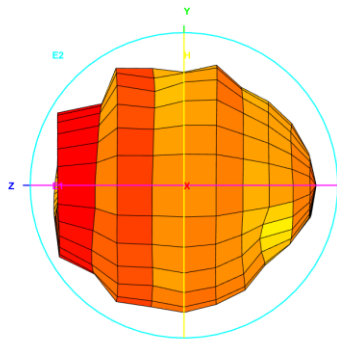
Total_3D_Top View_2.7GHz




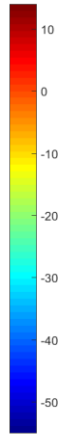
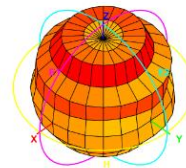
Total_3D_Front View_2.7GHz



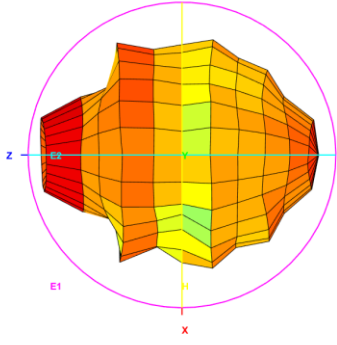
Total_3D_Left View_2.7GHz



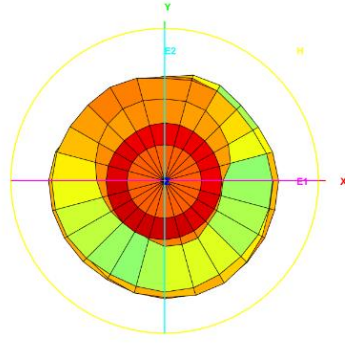
Total_3D_Side View 1_2.7GHz



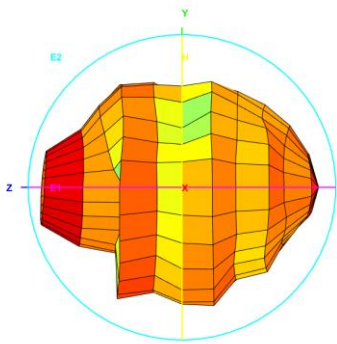
Total_3D_Top View_3.3GHz



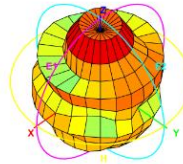
Total_3D_Front View_3.3GHz



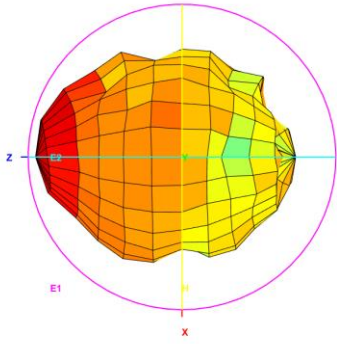
Total_3D_Left View_3.3GHz



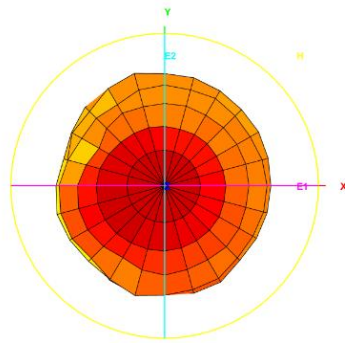
Total_3D_Side View 1_3.3GHz




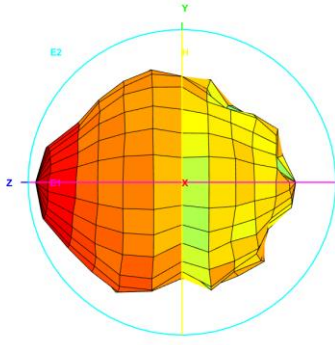
Total_3D_Top View_4.4GHz




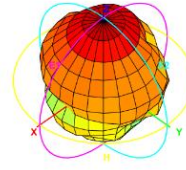
Total_3D_Front View_4.4GHz



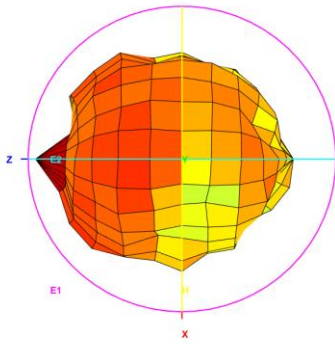
Total_3D_Left View_4.4GHz




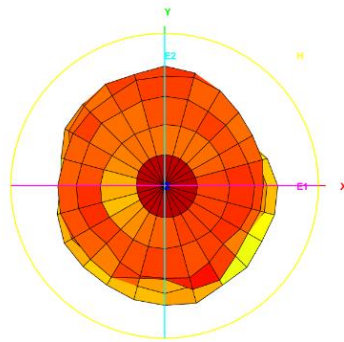
Total_3D_Side View 1_4.4GHz



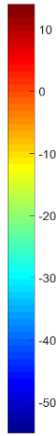
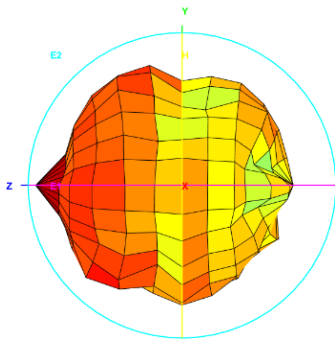
Total_3D_Top View_5.8GHz




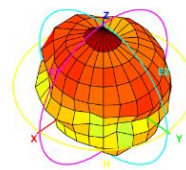
Total_3D_Front View_5.8GHz



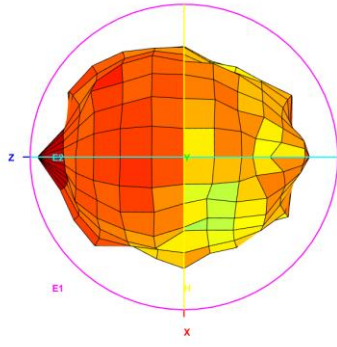
Total_3D_Left View_5.8GHz



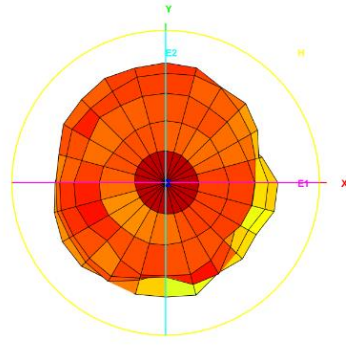
Total_3D_Side View 1_5.8GHz



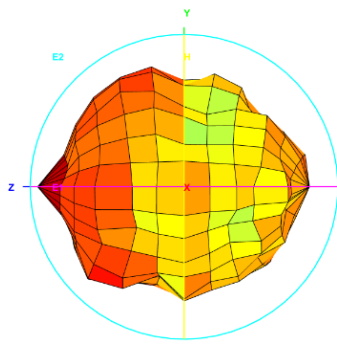
Total_3D_Top View_6GHz



Total_3D_Front View_6GHz



Total_3D_Left View_6GHz



Total_3D_Side View 1_6GHz

