



CHINMORE INDUSTRY CO.,LTD

Specification

1. Adhesive Antenna for 4G/LTE
2. *Chinmore's* No: CA-C09-2MMCX-110
3. Frequency: 690~960/1770~2700 MHz
4. VSWR: 3.8:1
5. Cable: RG-174 3M
6. Connector: RA MMCX M

✘RoHS Compliant

✘ISO 9001 & ISO 14001

Cable	RG174/U
OD	ø2.7±0.15mm
Cover	Black (黒)
MMCX M RA	Gold (鍍金)

Frequency	690~960MHz
	1770~2700MHz
V.S.W.R	3.8:1
Gain	2.5dB
Impqdence	50Ω

ROHS

ISO 9001

ISO 14001

108

STICKER

16.0

18.0

R1.5

SR : B3002
Material : PVC 40P

HEAT SHRINK TUBE

4

7

3.6

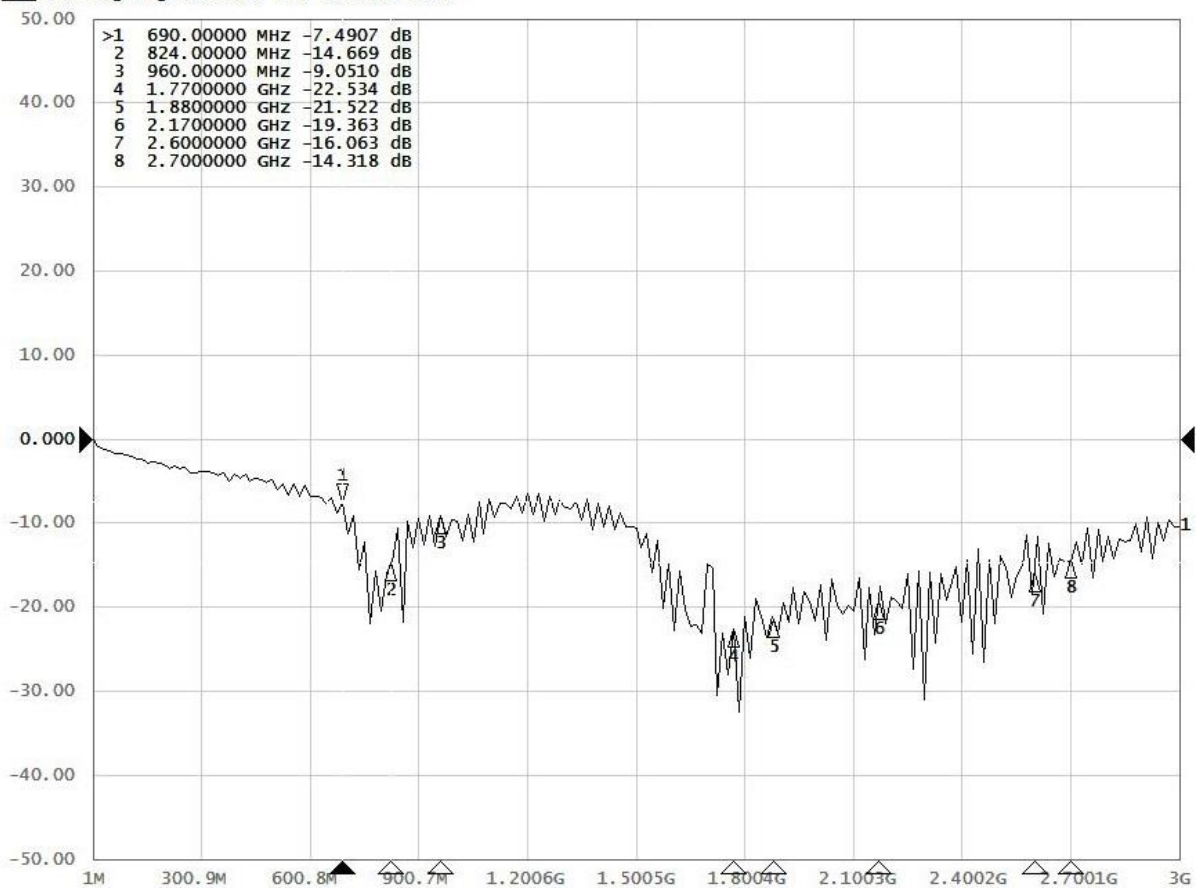
3000±50

Material:		Treatment:		竣茂工業有限公司 Chinmore Industry CO .LTD			
Drawer	Design	Aprov	Tolerance	Unit:	mm	TITLE	C09-2+174U+MMCX M RA
				Ver:	B	Scale 1:1	Model NO
				File NO:	QR0402	Drawing NO	100-23005-0028

Frequency (MHz)	Return Loss (dB)	VSWR	Efficiency (%)	Gain (dBi)
690	-7.49	2.46	61.52	1.1
824	-14.66	1.44	57.02	2.51
960	-9.05	2.09	35.24	0.4
1770	-22.53	1.16	89.54	4.41
1880	-21.52	1.18	77.8	3.51
2170	-19.36	1.25	55.85	2.77
2600	-16.06	1.42	58.75	4.02
2700	-14.31	1.47	58.88	4.12

Test Data

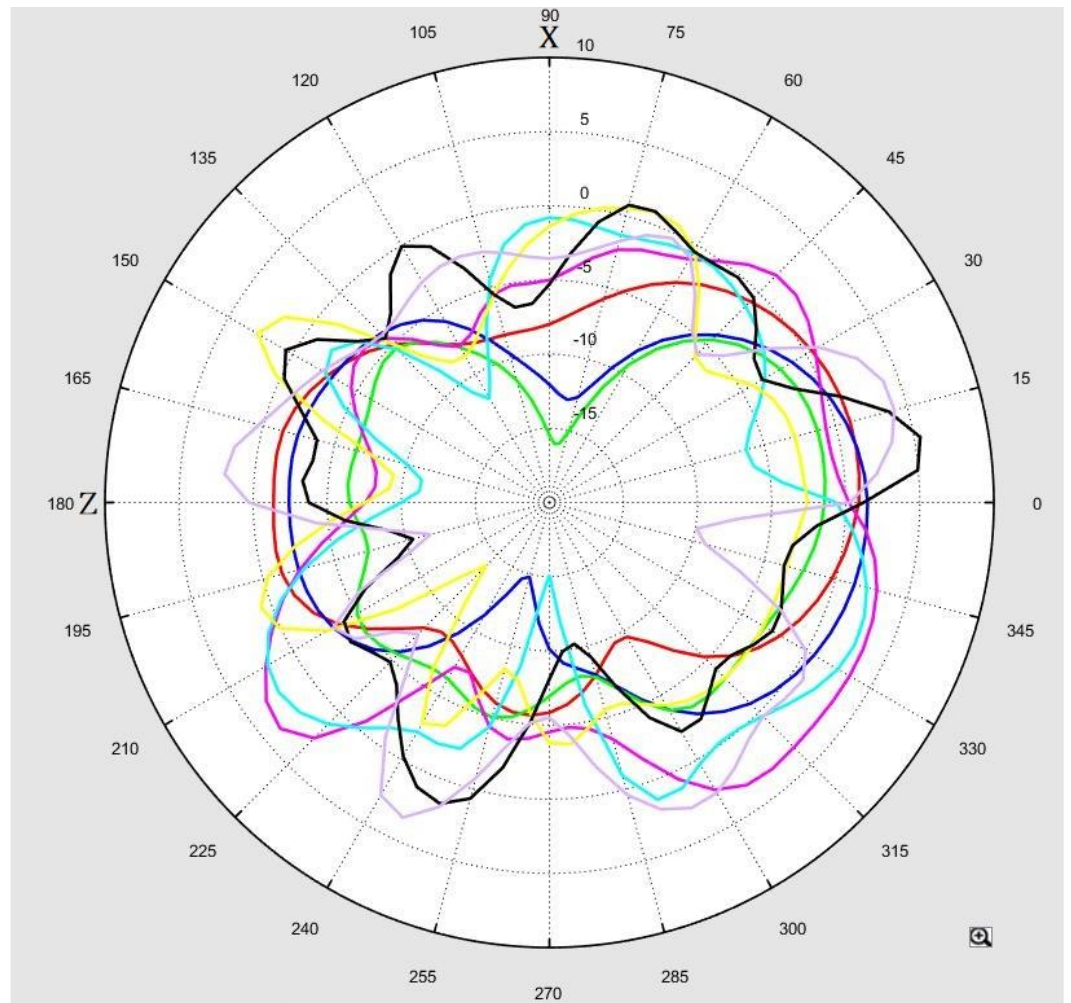
TR1 S11 Log Mag 10.00dB/ Ref 0.000dB [R0]



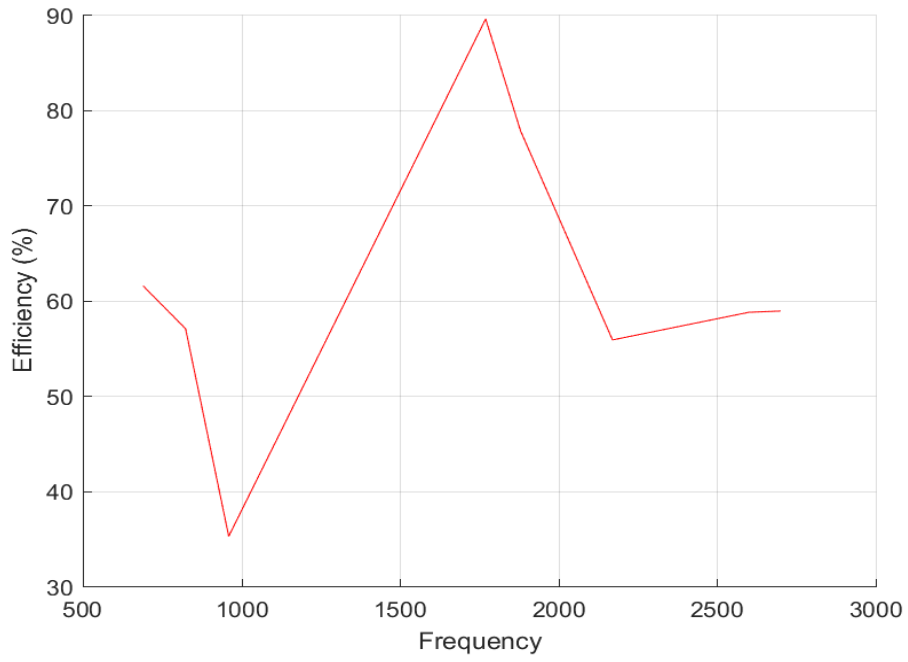
S11 SWR 1.000/ Ref 1.000 [RO]



Freq. / Chan.	Color
690MHz	Red
824MHz	Blue
960MHz	Green
1.77GHz	Magenta
1.88GHz	Cyan
2.17GHz	Yellow
2.6GHz	Black
2.7GHz	Purple




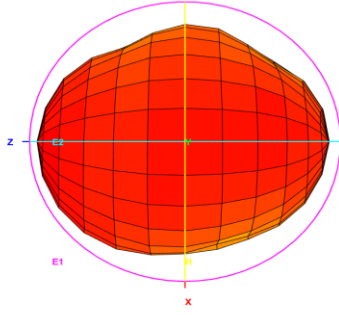
Total_Efficiency (%)




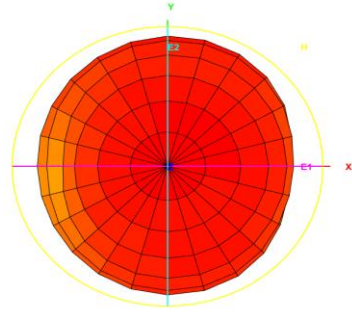
Total_Gain (dBi)




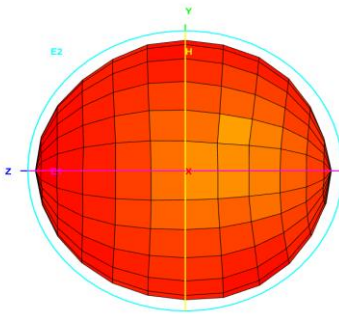
Total_3D_Top View_690MHz



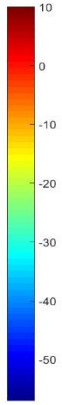
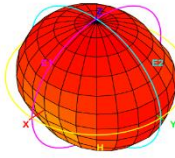
Total_3D_Front View_690MHz



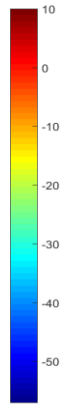
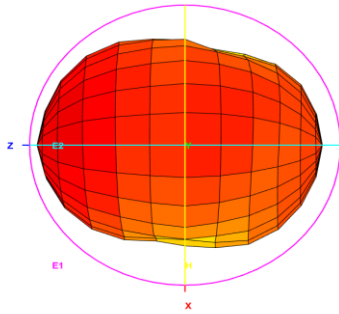
Total_3D_Left View_690MHz




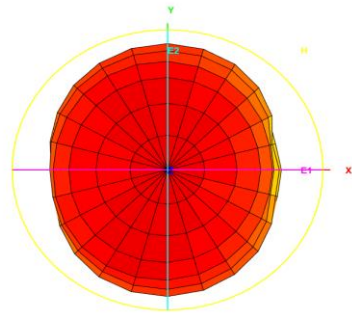
Total_3D_Side View 1_690MHz




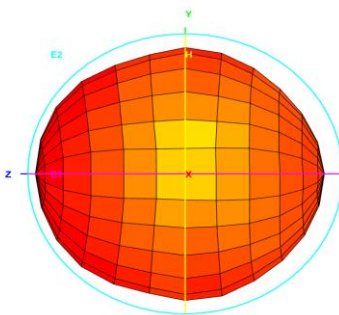
Total_3D_Top View_824MHz



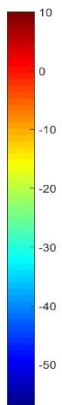
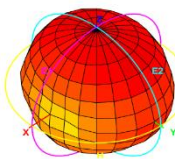
Total_3D_Front View_824MHz




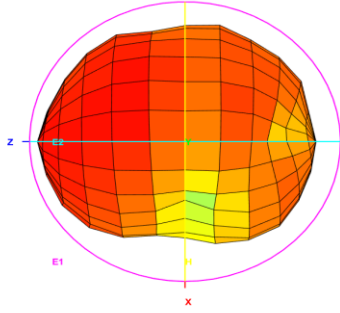
Total_3D_Left View_824MHz




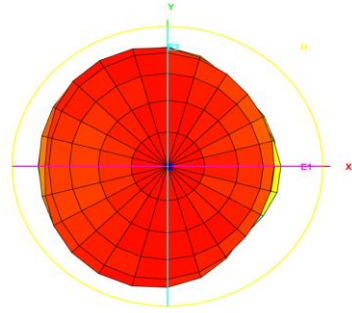
Total_3D_Side View 1_824MHz



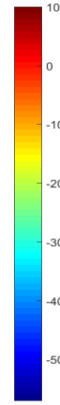
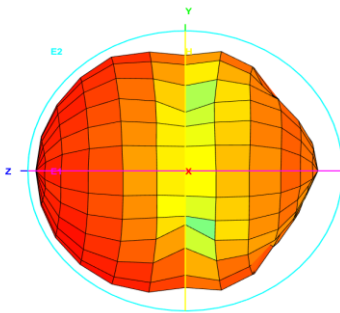
Total_3D_Top View_960MHz




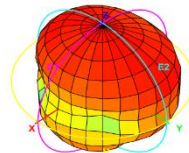
Total_3D_Front View_960MHz



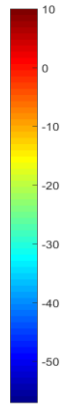
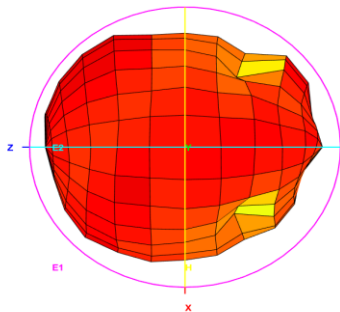
Total_3D_Left View_960MHz




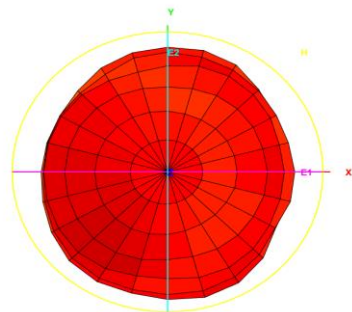
Total_3D_Side View 1_960MHz




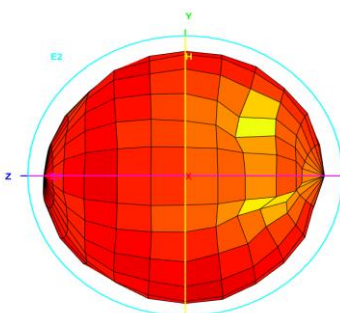
Total_3D_Top View_1.77GHz




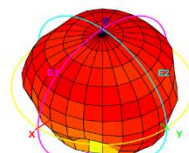
Total_3D_Front View_1.77GHz



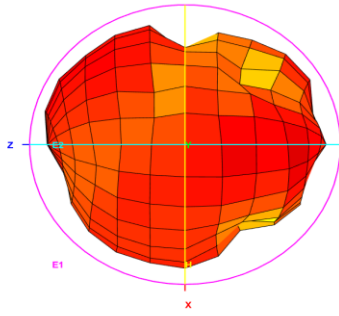
Total_3D_Left View_1.77GHz



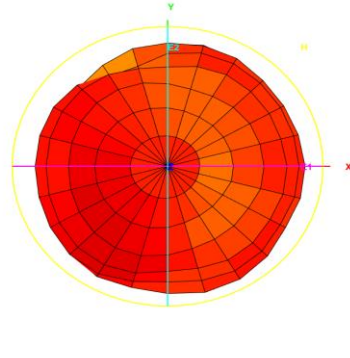
Total_3D_Side View 1_1.77GHz



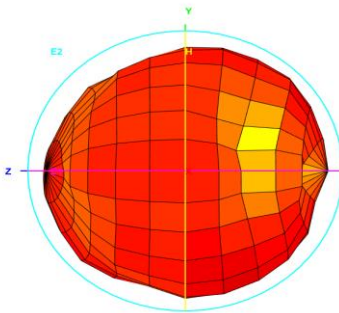
Total_3D_Top View_1.88GHz



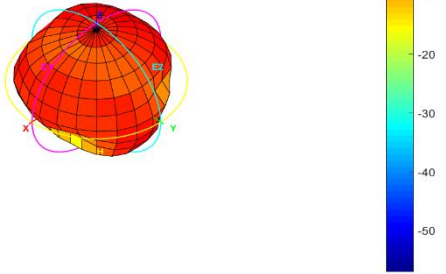
Total_3D_Front View_1.88GHz



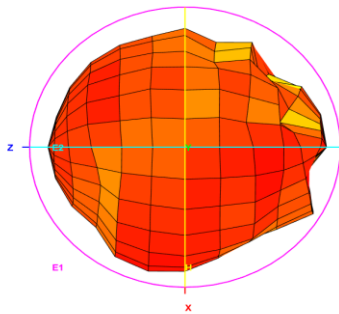
Total_3D_Left View_1.88GHz



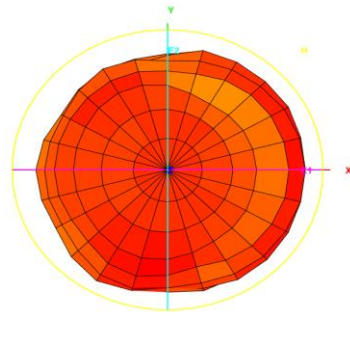
Total_3D_Side View 1_1.88GHz



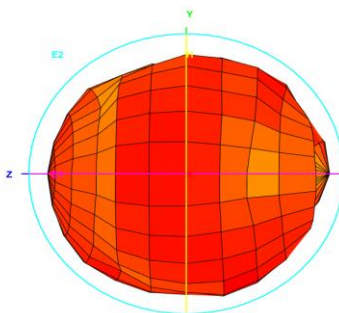
Total_3D_Top View_2.17GHz



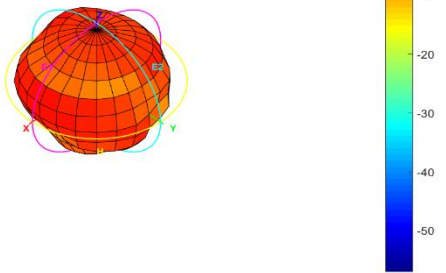
Total_3D_Front View_2.17GHz




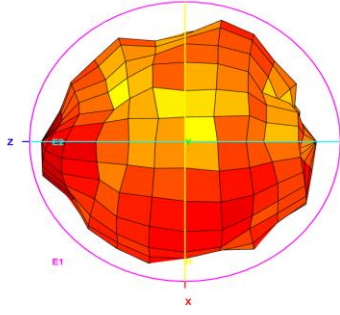
Total_3D_Left View_2.17GHz




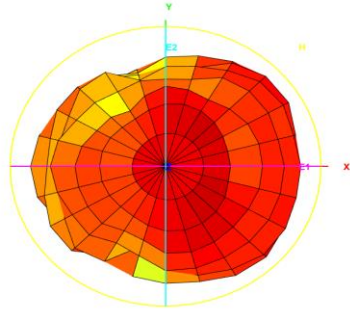
Total_3D_Side View 1_2.17GHz



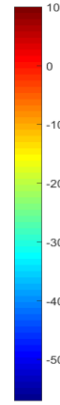
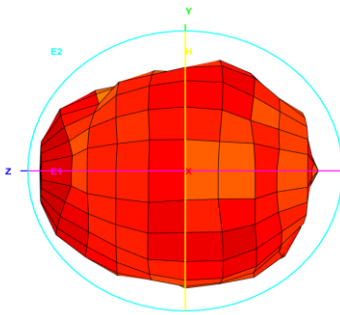
Total_3D_Top View_2.6GHz




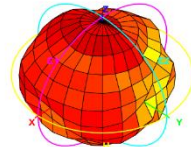
Total_3D_Front View_2.6GHz




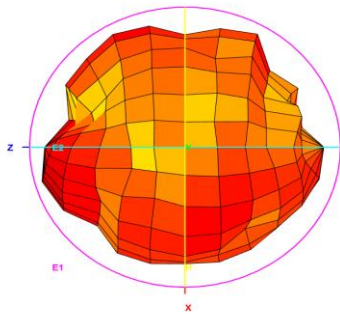
Total_3D_Left View_2.6GHz




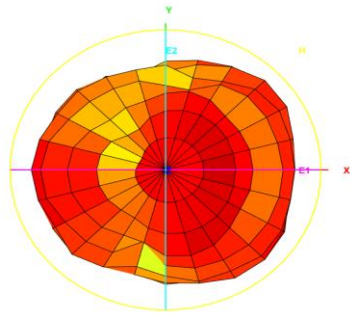
Total_3D_Side View_1_2.6GHz



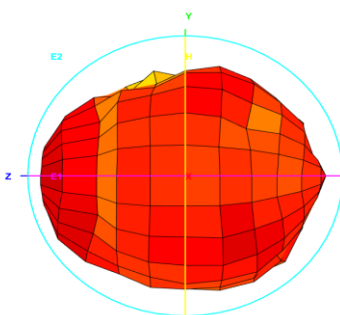
Total_3D_Top View_2.7GHz



Total_3D_Front View_2.7GHz



Total_3D_Left View_2.7GHz



Total_3D_Side View_1_2.7GHz

